



STATE OF THE STATES IN INTELLECTUAL AND DEVELOPMENTAL DISABILITIES

David Braddock, PhD, Richard Hemp, MA, Emily Shea Tanis, PhD, & Amie Lulinski, PhD

Coleman Institute for Cognitive Disabilities, University of Colorado

What is the State of the States in IDD?

The State of the States in Intellectual and Developmental Disabilities (IDD) is a nationwide comparative longitudinal study of spending on Medicaid-funded supports and services for people with IDD. Funded by the Administration on Intellectual and Developmental Disabilities, it is a Project of National Significance.

Key Federal and State Financial Supports Utilized in Data Collection

I. INSTITUTIONAL SERVICES FINANCIAL DATA (16 or more persons)

A. Public 16+ Institutional Services Funds

1. State Funds

- ICF/ID Medicaid Match
- General Funds (not including state ICF/MR match)
- Other State Funds (not including state ICF/MR match)
- Local Funds in Excess of Match

2. Federal Funds

- Federal ICF/ID
- Title XX/Social Services Block Grant
- Other Federal Funds

B. Private 16+ Institutional Services Funds

1. State Funds

- ICF/ID Medicaid Match
- General Funds (not including state ICF/ID match)
- Other State Funds (not including state ICF/ID match)
- Local Funds in Excess of Match

2. Federal Funds

- Federal ICF/ID
- Other Federal Funds

II. COMMUNITY SERVICES FINANCIAL DATA (15 or fewer persons)

A. Community Services Funds for 15 or Fewer Persons

1. State Funds

- ICF/ID Medicaid Match
- General Funds (not including state ICF/ID match)
- Other State Funds (not including state ICF/ID match)
- Local/County Funds in Excess of Match
- SSI State Supplement Funds

2. Federal Funds

- Public ICF/ID (<16)
- Private ICF/ID (<16)
- HCBS Waiver
- Other Medicaid Services
 - Rehabilitation Services
 - Clinic Services
 - Targeted Case Management
 - Personal Care Services
 - Other Medicaid Services
- Title XX/Social Services Block Grant
- Other Federal Funds
- SSI and Adults Disabled in Childhood (ADC) benefits – HCBS Waiver participants

Key Program and Participant Categories

I. COMMUNITY RESIDENTIAL SETTINGS (1-6 PERSONS)

- Public ICFs/ID
- Private ICFs/ID
- Supported Living
- Personal Assistance
- Other residential settings (group homes, apartments, host homes)

II. COMMUNITY RESIDENTIAL SETTINGS (7-15 PERSONS)

- Public ICFs/ID
- Private ICFs/ID
- Other residential settings

III. DAY/WORK PROGRAM PARTICIPANTS

- Sheltered employment/work activity
- Day habilitation ("day training")
- Supported/competitive employment

IV. HCBS WAIVER PARTICIPANTS

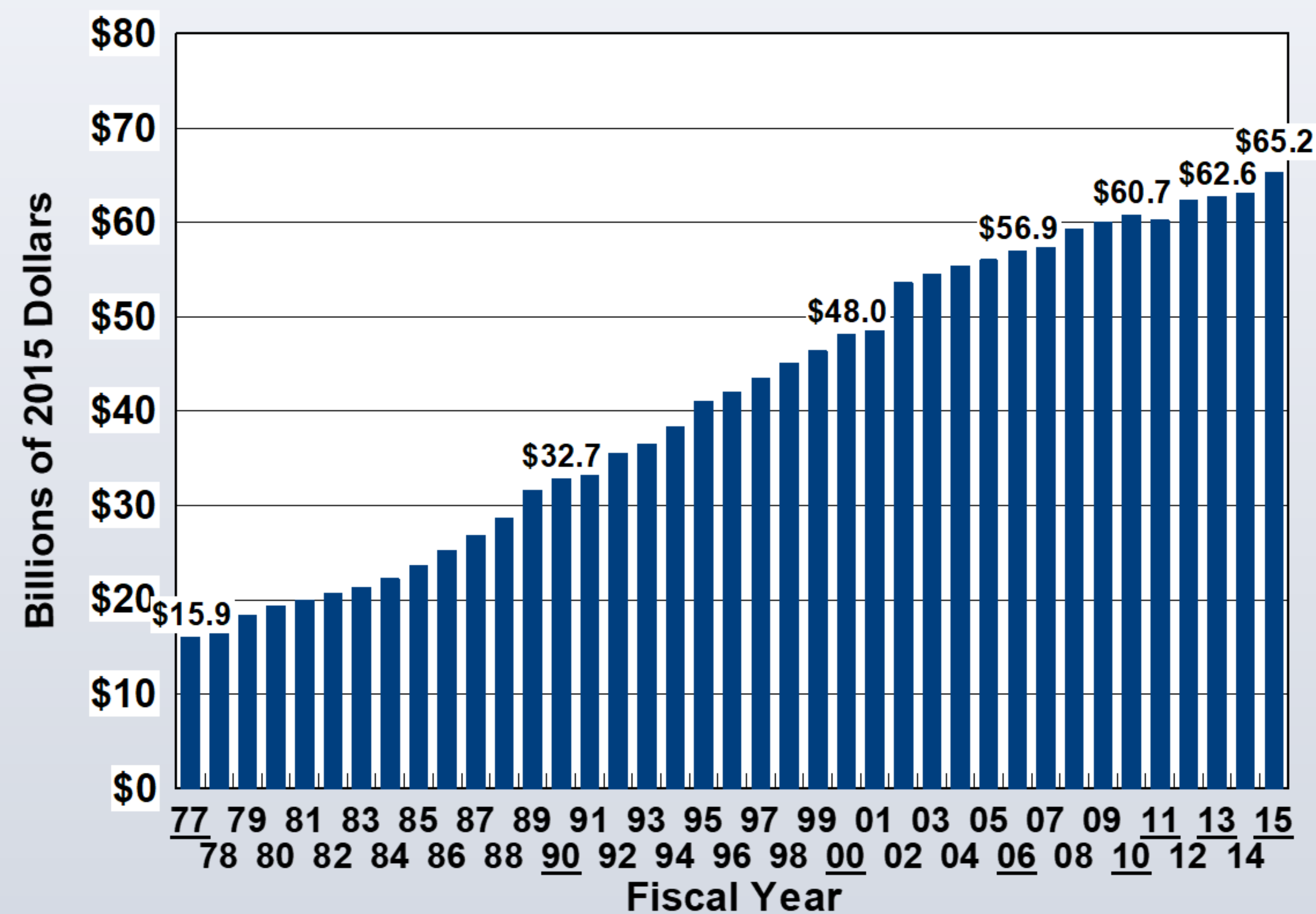
V. PUBLIC & PRIVATE INSTITUTIONAL SETTINGS (16+ PERSONS)

- State-operated institutions
- Private ICFs/ID
- Other private residential facilities
- Nursing facility residents with I/DD

Sources: Braddock (1981, 2002); Braddock, Hemp, & Fujiura (1987)

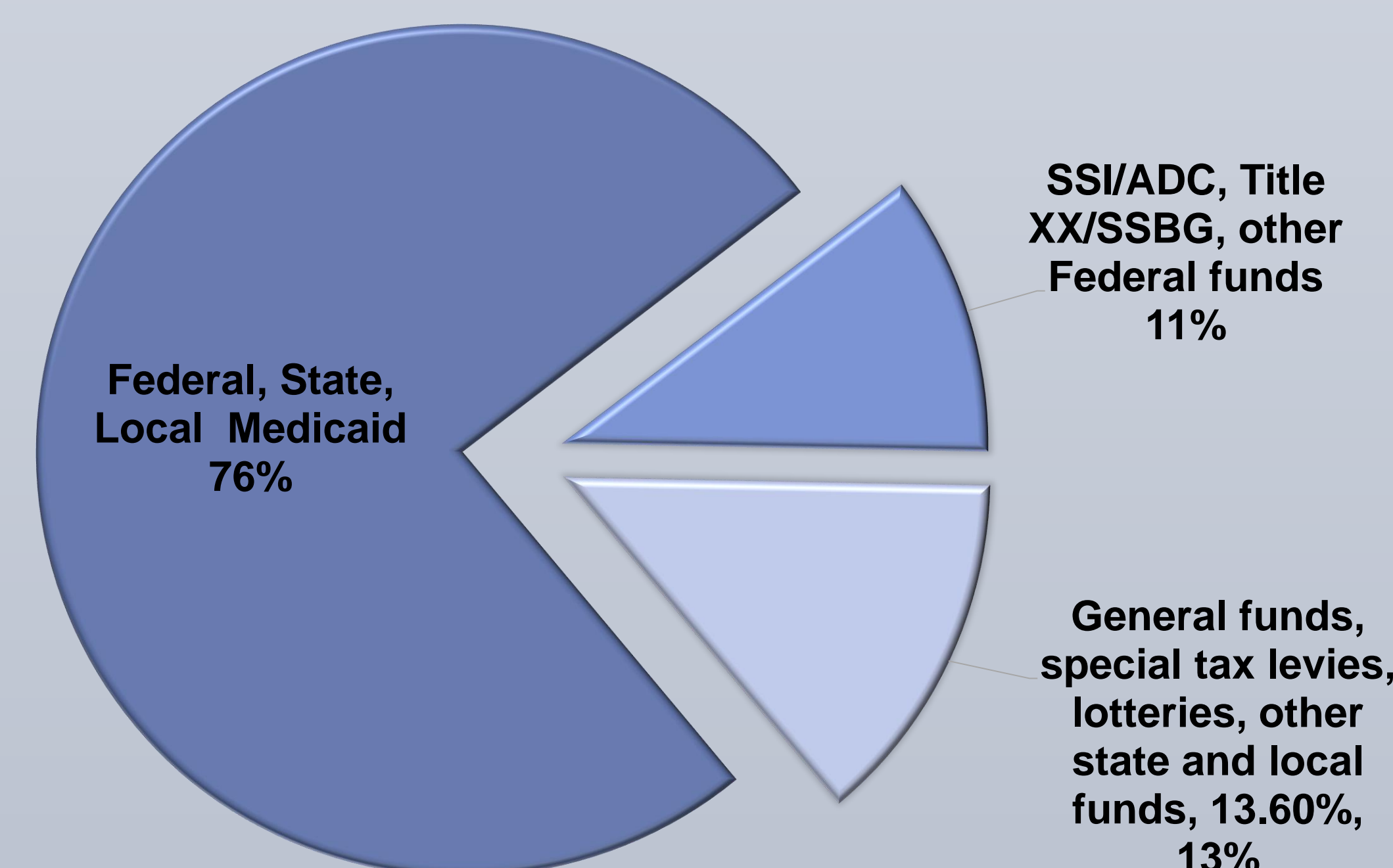
Total IDD Spending in the United States (1977 – 2015)

In FY2015, IDD spending was \$65.2 billion.



Total IDD Spending in FY 2015: \$65.21 billion

Federal, State, and local Medicaid is over three-fourths of total IDD spending in FY 2015.

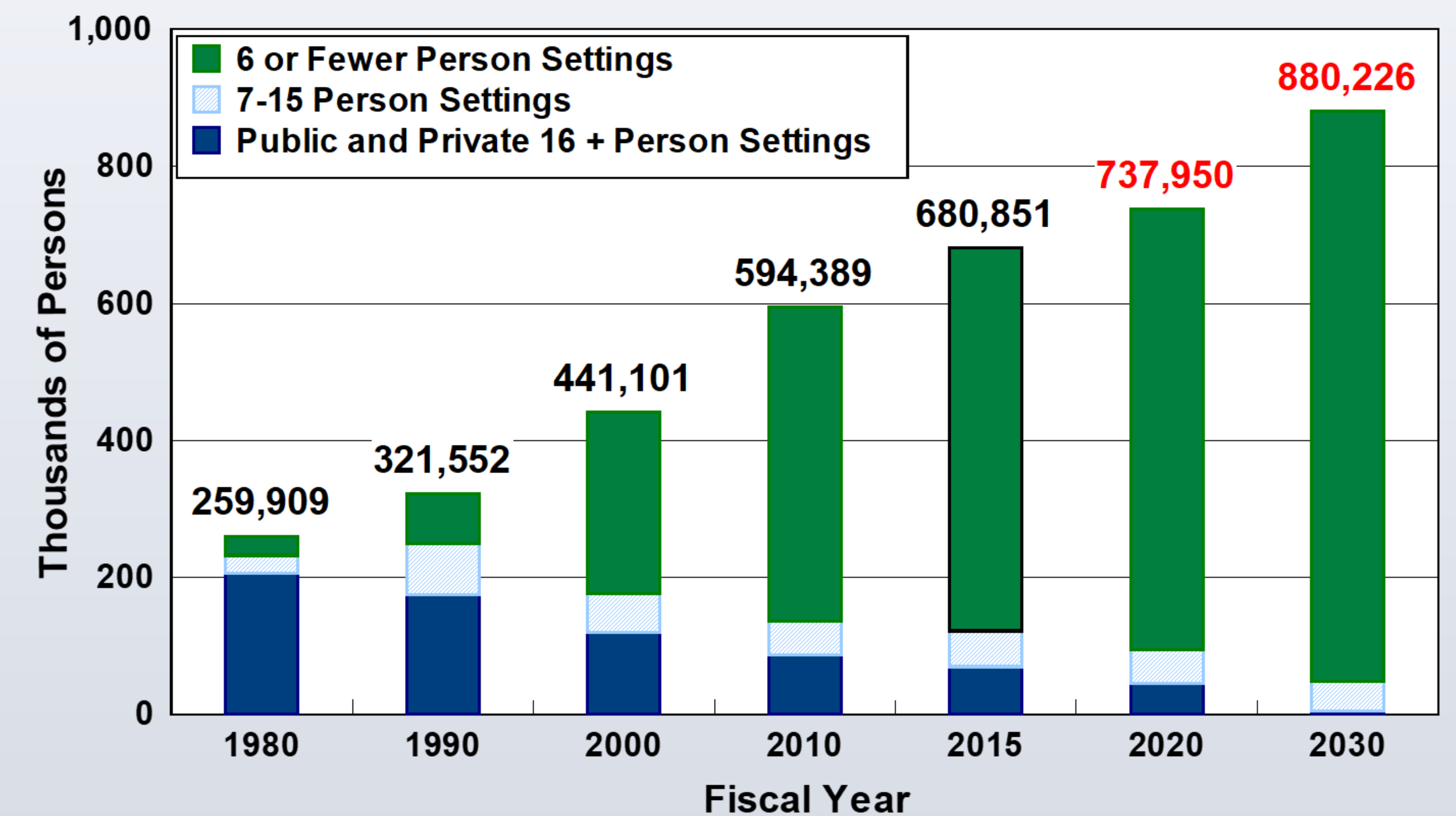


TOTAL FEDERAL-STATE MEDICAID: \$49.4 BILLION

- HCBS Waiver (70%)
- Public and private ICFs/ID (22%)
- State Plan Medicaid (8%)

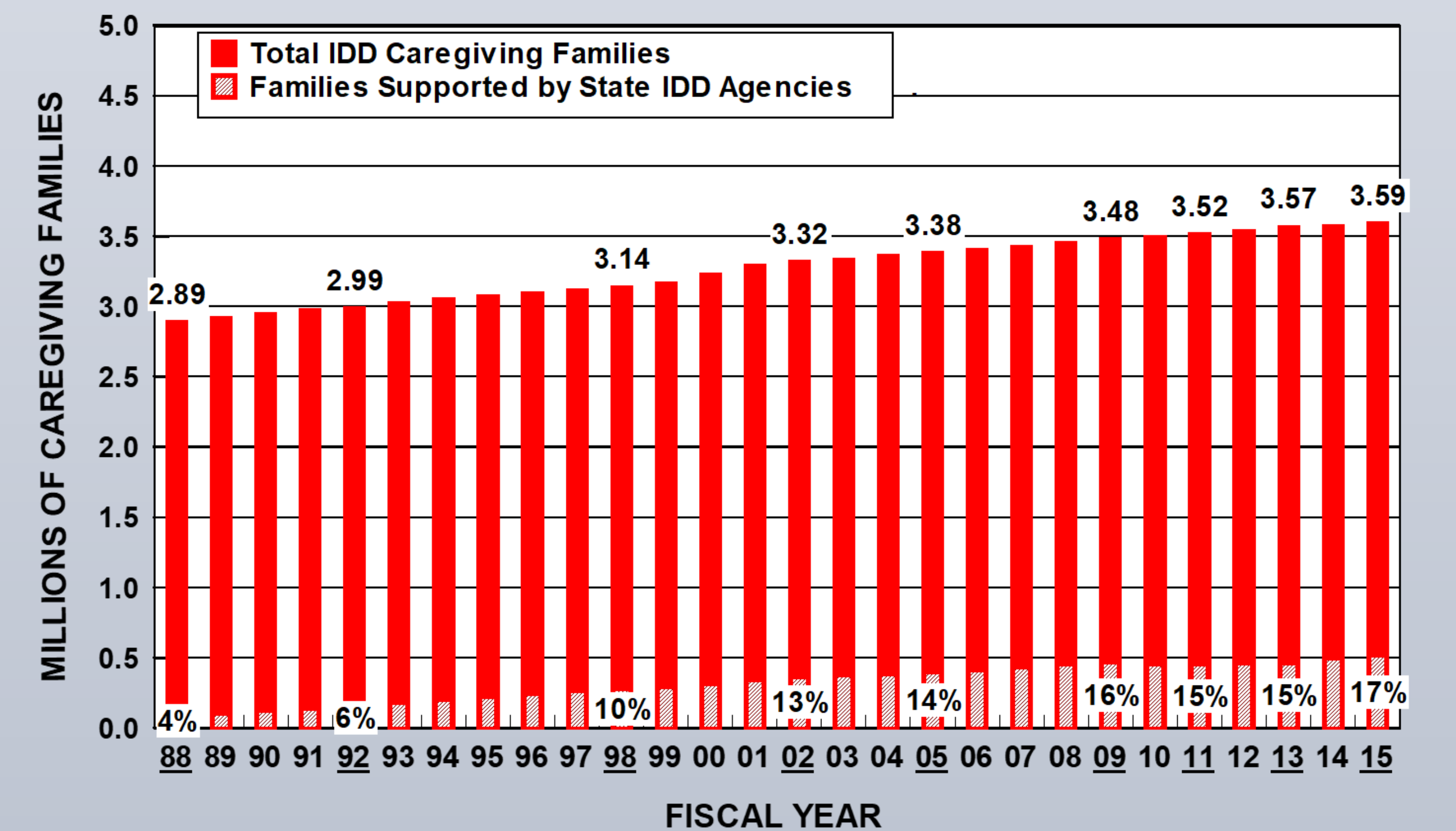
Current and Projected Demand for Residential Settings

There has been a sustained increase in demand for residential settings of six or fewer since the 1980s.



Family Caregivers

While most people with DD live with family caregivers, only a fraction of families get formal supports



Acknowledgements

Financial support was obtained from the U.S. Administration on Intellectual and Developmental Disabilities and the Coleman Institute for Cognitive Disabilities, University of Colorado.



Coleman Institute for Cognitive Disabilities
UNIVERSITY OF COLORADO

Boulder | Colorado Springs | Denver | Anschutz Medical Campus